

Digital Technologies



BYO Apple iPad

2020

Digital Technologies currently at Adam Road Primary School

We have been using various technologies, including the Apple iPad technology, at Adam Road Primary School for a number of years now. iPads have been made available to children as a tool to enhance their learning and creativity. Digital technologies in the classroom can maximise learning opportunities and the students' current use of iPads has clearly demonstrated this. Students are using the devices to search, create, produce, celebrate, demonstrate and reinforce their learning. They are excited, motivated and highly engaged. To harness this enthusiasm even further and allow children opportunities to demonstrate their individual strengths, a sustainable 1:1 program has been implemented.

Digital Technologies Curriculum

The implementation of the new Digital Technologies curriculum occurred in WA schools in 2018. Students learn how to connect, collaborate, access information and acquire digital skills to participate in the changing world around them. They individually and collaboratively use digital systems, transform data, create digital solutions and communicate their ideas.

How are we supporting our learners of the future?

The way children learn today is different to the way we learned; in the same way that how our grandparents learned is different to how we learned. While tools for learning are continually evolving, we are convinced that the most important tool in your child's learning at school is our staff. Children are embracing technology as 'just the way it is' and our dedicated staff continue to embrace the changes in digital learning, preparing our students with the skills required for the future. To enable this children need a 21st century communication tool that can collect, create and produce evidence of their learning.

Why Apple?

- The iPad operating system has a reputation of being robust and intuitive. Its simplicity makes for easy use at all levels.
- The Apple App Store tests all new apps before releasing them to the public, ensuring no inappropriate content appears.
- Apps perform the same way on all recent versions of the iPad, making it easier to cater for a variety of devices over time. Apple updates are pushed through automatically, ensuring users are consistently using the most up to date versions of the software. The Apple ID system allows users to change devices without losing any apps.
- There is a high level of support from the Apple Education Team.

Why iPads as opposed to Laptops?

- iPads are an engaging, easy to navigate device, suitable for all ages.
- The iPad's small size and lightweight nature makes it convenient to transport to and from school and to specialist classes.
- The long battery life means that students can make it through an entire school day without recharging.
- The iPad allows for easy face to face interaction, avoiding the barrier that occurs with a traditional laptop lid.
- The iPad's instant on and off capability preserves class time, not wasting traditional 'boot up' time.
- Numerous apps are available to compliment the Digital Technologies curriculum.
- Drawing on the iPad's screen is useful in a variety of learning contexts.
- Handwriting on the iPad's screen is useful for quick note-taking in all classes.
- Apps are constantly being developed and revised for these devices.

Our iPad Implementation Process

Early in 2017 we completed an internal 'readiness' survey, researched the Bring Your Own Device (BYOD) concept and contacted WA schools who have recently become BYOD schools. We visited a local Teacher Development School (TDS) in Digital Technologies whose role is to share information and provide support.

This investigation process was shared with our School Board in the beginning stages. The Board were encouraged to informally ask parents their thoughts on iPads, 1:1 and the BYOD concept. The School Board then endorsed our decision to become a BYO iPad school in 2017.

We have created a 1:1 iPad learning environment in Year 4-6 classrooms over the past few years and have purchased banks of iPads to be used in other classes for small group learning. Staff have been provided training and ongoing support in the use of iPads in the classroom.

We have staff available to provide technical support to teachers and students, and ensure that our infrastructure continues to be appropriate to our needs.

You may be wondering...

Will my child still learn to read and write?

Yes. iPads are tools, as are pens, books, rulers and calculators. Teachers know when to ask students to listen, when to discuss in groups, when to write on paper at their desks, when to research and when to use a digital device. None of that will change. Children will still learn handwriting and will continue to use books to read. iPads will complement and enhance their reading, writing and numeracy skills.

Can I supply an android/tablet device?

No. Adam Road Primary School has selected Apple iPads as the preferred device. Apple's support in an education setting is second to none. Our staff are able to support student learning and troubleshoot, where necessary, with Apple devices.

How much time will my child spend on an iPad each day?

This will vary depending on the type of activities and tasks being completed. The daily use of the iPad could be to create, to communicate, to research information or to reinforce skills and knowledge. At times children may spend less than 30 minutes a day using their iPad, while at other times it may be used several times a day for up to 3 hours.

If they won't use it all day, why do they need their own iPad?

In the same way that children having their own stationary optimises individual learning, so will having their own iPad. Imagine several children sharing one exercise book to complete their learning task. While the task can be completed, the learning outcome is individualised and faster when children have their own. The same will be for the iPad.

How will the iPads be secured at school?

Students will not be permitted to use their iPad while on school grounds, except under the direction of staff. Students will be responsible for bringing their iPad to school each day and keeping it in their school bag until they enter their classroom. Classrooms will be locked when no one is present. iPads will not be kept at school overnight, students will be responsible for taking their iPad home.

Who will insure the iPads?

Parents/caregivers will need to ensure that iPads are insured, this may be through their personal home and contents insurance. The school will not take responsibility for insurance.

What happens if the iPad is broken or stolen?

Parents/caregivers will need to contact their insurance company. The school will not take responsibility for lost, damaged or stolen iPads. It is a requirement that your child's iPad remains in a protective case at all times.

What happens if I cannot afford an iPad for my child or I have more than one child requiring an iPad?

The school will continue to have a bank of iPads which are accessible for student use across all year levels. Where siblings need to share one iPad, or students do not have access to their own, some access to school iPads may be provided, however this may not be 1:1.

Who will be responsible for charging the iPads?

iPads will need to be charged at home ready for the following school day.

Who will upload the apps and how will I know what apps to upload and when?

Parents/caregivers will be informed of the apps that need to be downloaded and then will download these apps at home. We anticipate that parents will be notified of new apps at the end of each term to avoid mid-term requests. Apps may be shared between a maximum of 5 devices with the same Apple ID at no additional cost. The current list of apps required is attached to the end of this document.

How much will I be expected to spend on apps?

This will be capped at \$40 per year. Most of the apps used at school are free.

What type of iPad does my child need?

We encourage a standard sized iPad, not an iPad mini, for the comfort of your child. The minimum specifications for the selected iPad are:

- A minimum of 32GB storage to store large projects, photos and videos.
- A recent iPad capable of running the latest iOS – e.g. iPad 7th generation, iPad 6th generation, iPad Air, iPad Air 2 or iPad Pro.
- a Wi-Fi only model (not cellular).

What if my child already has an iPad?

If your family already has an iPad you are welcome to send this to school with your child, provided it meets the minimum specifications listed above.

Where should I buy the iPad?

This is entirely up to you. We have consulted with local businesses and there are many options available, including department stores.

What else will I need to buy?

A protective case is required. A set of headphones has been included on the Personal Items list.

What happens if my child forgets their iPad?

Your child will complete their learning without it or a school iPad may be made available,

Will my child have to share the iPad I paid for?

No.

What happens if the iPad is not used appropriately at school?

Students and parents will be required to sign an 'acceptable use agreement' prior to the iPad being used at school. The school's Managing Student Behaviour Policy will be followed in the event of inappropriate behavior; as it is now.

Will the iPad be used to access the Internet?

Yes. Students at Adam Road Primary School currently have access to the Internet in order to complete different activities. This will remain the same with the BYO program. Students will be provided access to the school's Wi-Fi which is monitored and filtered by the Department of Education. Students will not be permitted to use cellular technology, hence the reason for purchasing a Wi-Fi only iPad model.

Will my child be taught about safe and appropriate use of technology?

Yes.

What is the life expectancy of an iPad?

Approximately 3+ years.






















Will I have to buy additional Apple devices at home to support the iPad?

The iPad can be linked with any computer that has iTunes downloaded. Therefore an iMac, MacBook or iPhone are not necessary.

How do I set up my child's iPad ready for school?

The BYOD Set up Guide can be found on our school's website <https://www.adamroad.wa.edu.au/> under the 'Parent Info' tab. Alternatively you can collect a hard copy via the school's front office.

App List – prices current as at 1/11/2019. Apps are free unless specified.

 A+ Spelling	 Addition !!	 Adobe Acrobat Reader	 Book Creator \$7.99	 codeSpark Academy	 Connect Backpack
 Connect Now	 Dictionary	 Division !!	 Flick	 GarageBand	 iMovie
 Ken Ken Classic	 Keynote	 Kodable	 Multiplication !!	 NAPLAN Online	 Numbers
 Outlook	 Padlet	 Pages	 PageScope Mobile	 Pic Collage	 Pyonkee
 QRafter	 Scootle	 ScratchJr	 SeeSaw	 Shadow Puppet	 Showbie
 Socrative Student	 Subtraction !!	 Sudoku	 Sumdog	 The Calculator	 Tickle
 Times Tables Quiz!					